THIS DRAWING IS UNPUBLISHED. RELEASED FOR PUBLICATION ,19 .
© COPYRIGHT 19 BY AMP INCORPORATED. ALL RIGHTS RESERVED.

LOC	DIST
ES	00

REVISIONS

P	LTR	DESCRIPTION	DATE	DWN	APVD
	0	RLSE -1 PER NPR 5303 WAS 94-2197-06-1	03/16/95	SK	SK
	A	REV PER EC 0020-965-95	14 SEP 95	DG	RSK
	B	REV PER EC 0020-0657-96	12/06/96	JR	RK
	D	REVISED PER ECR-10-002761	02/08/10	S.W	S.Y

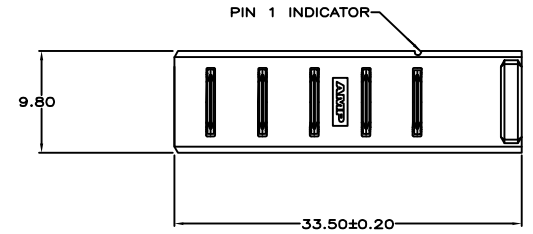

1. COORDINATE DIMENSION APPLIES FROM CENTER OF ACTUAL FEATURE.
2. HOUSING: POLYPHTHALAMIDE, COLOR BLACK.
3. 2.54μm MIN TIN-LEAD ON SOLDER TAIL OVER 1.90μm MIN NICKEL ALL OVER.
4. CONTACTS: BRASS

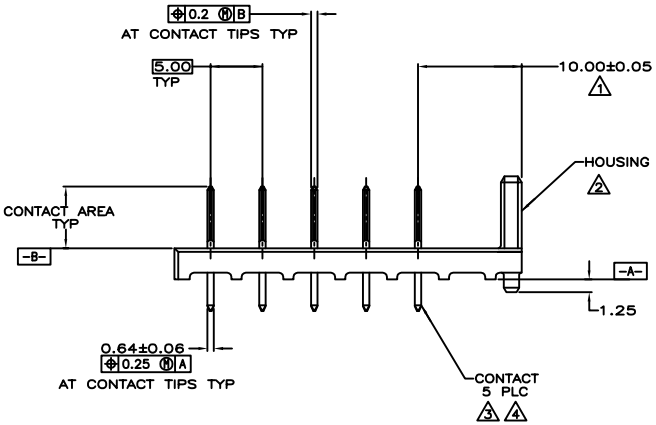

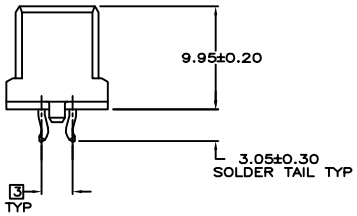

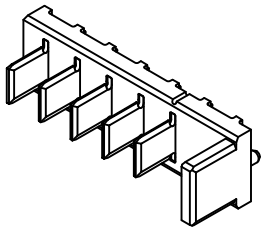

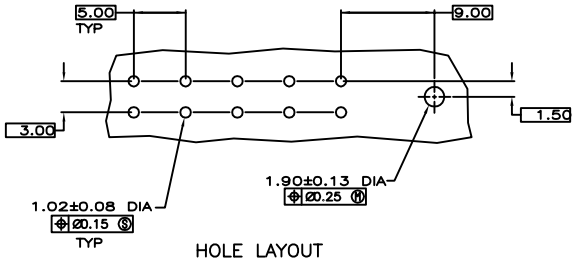

HOLE LAYOUT

787421-1
PART NO

DIMENSIONS: mm	TOLERANCES UNLESS OTHERWISE SPECIFIED: 0 PLC ±1°; 1 PLC ±0.5°; 2 PLC ±0.13; 3 PLC ±0.05; 4 PLC ±0.025; ANGLES ±1°	DWN S.KLINE 03/16/95; CHK S.KLINE 03-17-95; APVD S.KLINE 03-17-95; PRODUCT SPEC 108-1501; APPLICATION SPEC 114-24005; WEIGHT –	Tyco Electronics; Tyco Electronics Shanghai. P.R.China, 200233; NAME HEADER ASSEMBLY, VERTICAL, 5mm ℓ, 5 POSN, SINGLE KEY, 10.8V, RETENTIVE SOLDER TAILS, BATTERY INTERCONNECT; SIZE A1; CAGE CODE 00779; DRAWING NO C-787421
MATERIAL: SEE CALLOUTS	FINISH: SEE CALLOUTS	CUSTOMER DRAWING	SCALE 4:1; SHEET 1 OF 1; REV D