

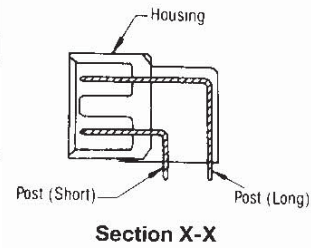
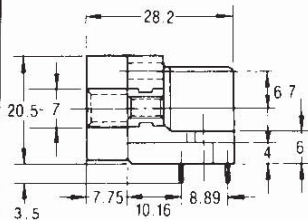

Special Connectors

I/O Connector Series Multiple Tap Connectors

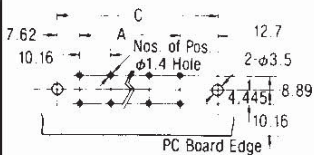
Post Header

Material :

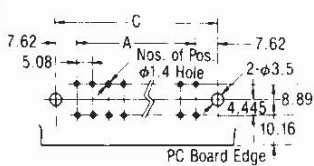
Housing — UL94V-0 rated,
PBT, black
Post — CA-725
(Nickel, tin, copper alloy)
Nickel plated on entire
contact, 0.76µm (min.) sel.
gold plated on contact area,
2µm (min.) tin plated on
soldering area.



PC Board Layout

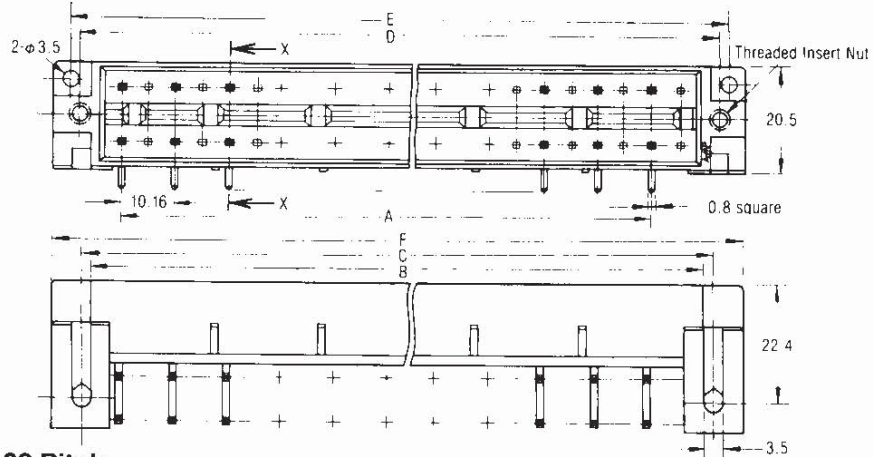


For 10.16 Pitch

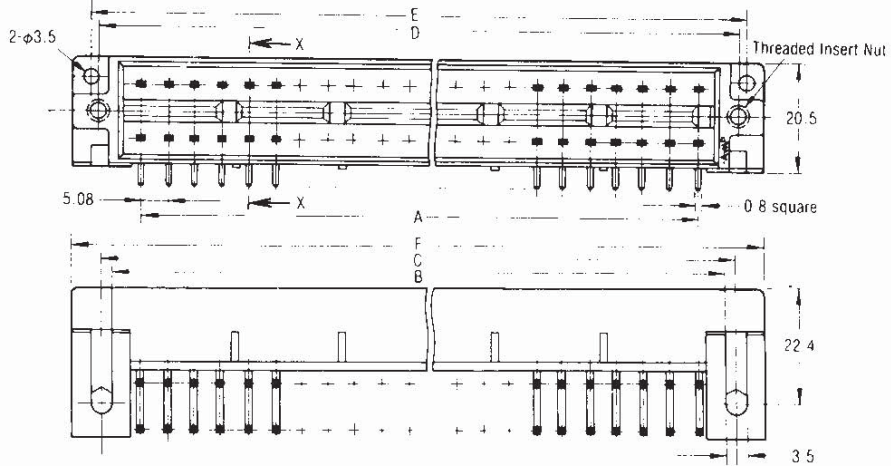


For 5.08 Pitch

For 10.16 Pitch



For 5.08 Pitch



Post Centerline	No. of Positions	Dimensions						Part No.
		A	B	C	D	E	F	
10.16	12	50.80	67.6	71.12	71.9	74.7	81.3	172380-1
	20	91.44	108.3	111.76	112.5	115.3	121.9	172380-2
	36	172.72	189.5	193.04	193.8	196.6	203.2	172380-3
5.08	24	55.88	67.6	71.12	71.9	74.7	81.3	172457-1
	40	96.52	108.3	111.76	112.5	115.3	121.9	172457-2
	72	177.80	189.5	193.04	193.8	196.6	203.2	172457-3